

aerospace
climate control
electromechanical
filtration
fluid & gas handling
hydraulics
pneumatics
process control
sealing & shielding



AC30 Variable Speed Drive

For the Open- and Closed-Loop Control of
Pump, Fan and General Purpose Applications
0.75 - 75 kW Standard Drive



ENGINEERING YOUR SUCCESS.



WARNING – USER RESPONSIBILITY

FAILURE OR IMPROPER SELECTION OR IMPROPER USE OF THE PRODUCTS DESCRIBED HEREIN OR RELATED ITEMS CAN CAUSE DEATH, PERSONAL INJURY AND PROPERTY DAMAGE.

- This document and other information from Parker-Hannifin Corporation, its subsidiaries and authorized distributors provide product or system options for further investigation by users having technical expertise.
- The user, through its own analysis and testing, is solely responsible for making the final selection of the system and components and assuring that all performance, endurance, maintenance, safety and warning requirements of the application are met. The user must analyze all aspects of the application, follow applicable industry standards, and follow the information concerning the product in the current product catalog and in any other materials provided from Parker or its subsidiaries or authorized distributors.
- To the extent that Parker or its subsidiaries or authorized distributors provide component or system options based upon data or specifications provided by the user, the user is responsible for determining that such data and specifications are suitable and sufficient for all applications and reasonably foreseeable uses of the components or systems.

Overview	5
Technical Characteristics.....	12
Electrical Characteristics	13
Environmental Characteristics	13
Standards and Conformance	13
Dimensions	14
Connections	15
Accessories and Options	17
Operator Keypad	17
Data Storage and Cables	17
Mounting and Filter Kits	17
Communication Interfaces	18
Input and Output Cards.....	20
Anciliary Parts.....	22
Parker Drive Quicktool (PDQ) Software.....	23
Order Code.....	24
Accessories	24
Related Products	25
Round Frame Three-Phase Induction Motors.....	25
Square Frame Three-Phase Induction Motors.....	26

Parker Hannifin

The global leader in motion and control technologies

A world class player on a local stage

Global Product Design

Parker Hannifin has more than 40 years experience in the design and manufacturing of drives, controls, motors and mechanical products. With dedicated global product development teams, Parker draws on industry-leading technological leadership and experience from engineering teams in Europe, North America and Asia.

Local Application Expertise

Parker has local engineering resources committed to adapting and applying our current products and technologies to best fit our customers' needs.

Manufacturing to Meet Our Customers' Needs

Parker is committed to meeting the increasing service demands that our customers require to succeed in the global industrial market. Parker's manufacturing teams seek continuous improvement through the implementation of lean manufacturing methods throughout the process. We measure ourselves on meeting our customers' expectations of quality and delivery, not just our own. In order to meet these expectations, Parker operates and continues to invest in our manufacturing facilities in Europe, North America and Asia.

Electromechanical Worldwide Manufacturing Locations

Europe

Littlehampton, United Kingdom
Dijon, France
Offenburg, Germany
Filderstadt, Germany
Milan, Italy

Asia

Wuxi, China
Chennai, India

North America

Rohnert Park, California
Irwin, Pennsylvania
Charlotte, North Carolina
New Ulm, Minnesota



Offenburg, Germany

Local Manufacturing and Support in Europe

Parker provides sales assistance and local technical support through a network of dedicated sales teams and authorized technical distributors throughout Europe.

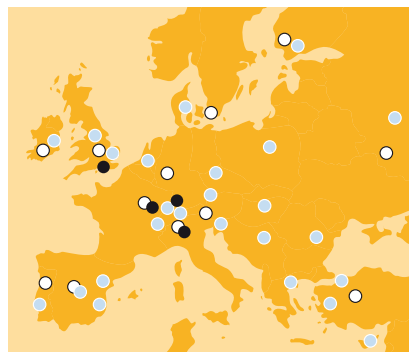
For contact information, please refer to the Sales Offices on the back cover of this document or visit www.parker.com



Milan, Italy



Littlehampton, UK



- Electromechanical Manufacturing
- Parker Sales Offices
- Distributors



Dijon, France

Pump, Fan and General Purpose AC Drive - AC30 Series Drive

Overview

Description

AC30 drive has been designed to provide users with exceptional levels of control, from simple open-loop pumps and fans through to closed-loop process line applications. Its flexible and highly modular construction enables a wide range of communications and I/O modules to be easily added as required.

The AC30 has been designed with simplicity in mind, but this doesn't compromise its functionality. Integrated macros for a range of applications and PLC functionality enable more capable users to create sophisticated control that would previously have required a separate PLC.

Designed for operation in environment class 3C3 and 3C4 for Hydrogen Sulphide (H₂S) as standard (tested at 25 ppm for 1200 hours), temperatures up to 50 °C with optional integrated EMC filter to C2 1st environment and DC link choke to reduce line harmonics. AC30V also complies with RoHS substance restrictions in accordance with EC Directive 2011/65/EU

Features

Flexibility

- Open-loop or optional closed-loop operation with pulse encoder feedback module
- Suitable for operation with AC induction and Permanent Magnet AC (PMA) servo motors
- Ethernet TCP/IP as standard
- I/O expansion options
- Support for popular industrial fieldbuses
- Chassis or through-panel mount as standard

Simplicity

- Advanced control with Parker Drive Developer (PDD) software tool
- Multi-language graphical keypad
- Quick start wizards
- Terminal covers removable with drive in-situ

Reliability

- Conformally coated for harsh environment protection as standard
- Spring clamp control terminal connections
- Isolated power stack cooling with removable fan



Technical Characteristics - Overview

Ratings									
380-480 (±10 %) VAC Supplies Three Phase									
Normal Duty				Heavy Duty					
kW	hp	Output Current [A _{rms}]		kW	hp	Output Current [A _{rms}]		Frame	
		400 V	480 V			400 V	480 V		
1.1	1.5	3.5	3.0	0.75	1	2.5	2.1	D	
1.5	2	4.5	3.4	1.1	1.5	3.5	3.0	D	
2.2	3	5.5	4.8	1.5	2	4.5	3.4	D	
3	4	7.5	5.8	2.2	3	5.5	4.8	D	
4	5	10	7.6	3	4	7.5	5.8	D	
5.5	7.5	12	11	4	5	10	7.6	D	
7.5	10	16	14	5.5	7.5	12	11	E	
11	15	23	21	7.5	10	16	14	E	
15	20	32	27	11	15	23	21	F	
18.5	25	38	36	15	20	32	27	F	
22	30	45	40	18.5	25	38	36	G	
30	40	60	52	22	30	45	40	G	
37	50	73	65	30	40	60	52	G	
45	60	87	77	37	50	73	65	H	
55	75	105	96	45	60	87	77	H	
75	100	145	124	55	75	105	96	H	

Designed with you in mind

Throughout every stage of the design process, our engineering teams worked to equip the AC30 with a wealth of features that benefit both OEMs and End-users alike.

Working with the three principles of Flexibility, Simplicity and Reliability, our engineers have created a product that not only delivers class-leading performance but also offers excellent usability in a host of motor control applications.

Flexibility (F)

A fully featured list of standard functionality along with the use of common control and option modules allows users to put the drive to work in many different open- or closed-loop applications without having to invest significant time and effort in re-engineering motor control systems.

Simplicity (S)

From the clear and concise backlit LCD display to the power terminal covers that can be removed with the drive in the cabinet, AC30 has been engineered to make the process of operating and maintaining the drive as easy as possible.

Reliability (R)

Although no one can guarantee problems will never happen, our engineers have taken every possible step to reduce the likelihood of them occurring, as well as including a number of features in the AC30 that will ensure any loss of productivity is minimised and production restarted as safely and as soon as possible.



Engineered cooling improves reliability

- Intelligent design minimises force ventilation requirements (R)
- Removable fan improves maintainability (R)
- Isolated power stack cooling path reduces contamination of control electronics (R)




Compact footprint, chassis or through-panel mounting

- Multi-position feet with keyhole slots for ease of mounting (F)(S)
- Reduced heat radiation allows side-by-side mounting (F)




Unobstructed access to power and dynamic brake terminals

- Terminal covers removable with drive in-situ (S)
- Dynamic brake switch fitted as standard (F)
- Easy access to DC Bus connections (S)




Suitable for harsh environments

- AC30 is conformally coated as standard and meets the requirements of environment classes 3C1, 3C2 (all defined substances) plus 3C3 and 3C4 for Hydrogen Sulphide (H₂S) (F)(R)



Suited to all environments

- Internal EMC filter options up to C2 1st environment for use in commercial buildings (F)
- CE marked to EN61800-5-1 and NRTL listed to UL508C and C22.2#14 (F)(R)
- DC link chokes above 2.2 kW reduce harmonics to below IEC/EN61000-3-12 limits (F)(R)



Expandable I/O capabilities

- A range of option modules expand AC30 to accommodate application specific I/O (F)
- High-performance, closed-loop control with pulse encoder feedback module (F)
- Spring clamp terminals reduce installation time and risk of loose connections (S)(R)



IEC61131 PLC functionality included

- Parker Drive Developer (PDD) software lets the AC30 take greater control of its surroundings and in some cases remove the need for a PLC altogether (F) (S)

Ethernet connectivity and inbuilt diagnostic web pages

- Inbuilt web pages allow AC30 to be interrogated over the onboard Ethernet and Modbus TCP/IP connection (S)

Simplified configuration and data storage with SD cards

- SD card simplifies firmware updates and allows drive configuration and data to be stored (S)

Intuitive and easy to use, multi-function graphical keypad

- Remote mountable and easy to use tactile keypad makes drive setup and operation simple (S)

Field-fittable communications

- Seamless integration into automation systems (F)

Safe-Torque-Off (STO) for safety critical applications

- Protecting users and machinery against unexpected motor start-up in accordance with EN13849-1 at PLe Cat3 or SIL 3 to EN61800-5-2 (F)(R)



Graphical keypad

The tactile IP55 keypad can be mounted either on the drive itself or remotely and provides access to all drive functions.

The backlit LCD display can be configured to present information in any one of a number of different languages, or even in your own custom language with your own user-defined units.

Simple setup wizard and macros

- Integrated quick start wizards means you don't have to be an expert to configure the drive within minutes
- Dedicated macros and integrated function blocks simplify the creation of specific motor control applications

Keypad Remote Mounting

The graphical keypad can be mounted remotely to the drive with the use of a connecting cable. When remote mounting, a blanking cover can be fitted to the drive in place of the keypad.



Simple and effective pump and fan control



Saving energy through speed control

Pumps and fans are widely used throughout industry. Some estimates suggest that a large proportion of these can be as much as 20 % oversized for the application they are used in. When these are operated at a constant speed, a significant amount of the power consumed by the motor is wasted, costing your company considerable amounts of money and creating additional CO₂ emissions.

Matching the speed of pumps and fans to process demands with the AC30V ensures that the motor will always operate at the optimal speed to deliver just the right amount of air or fluid. This can result in significant energy savings. A 20 % reduction in speed will actually reduce energy consumption by almost 50 % and payback can be achieved in **less than 18 months in many cases.**

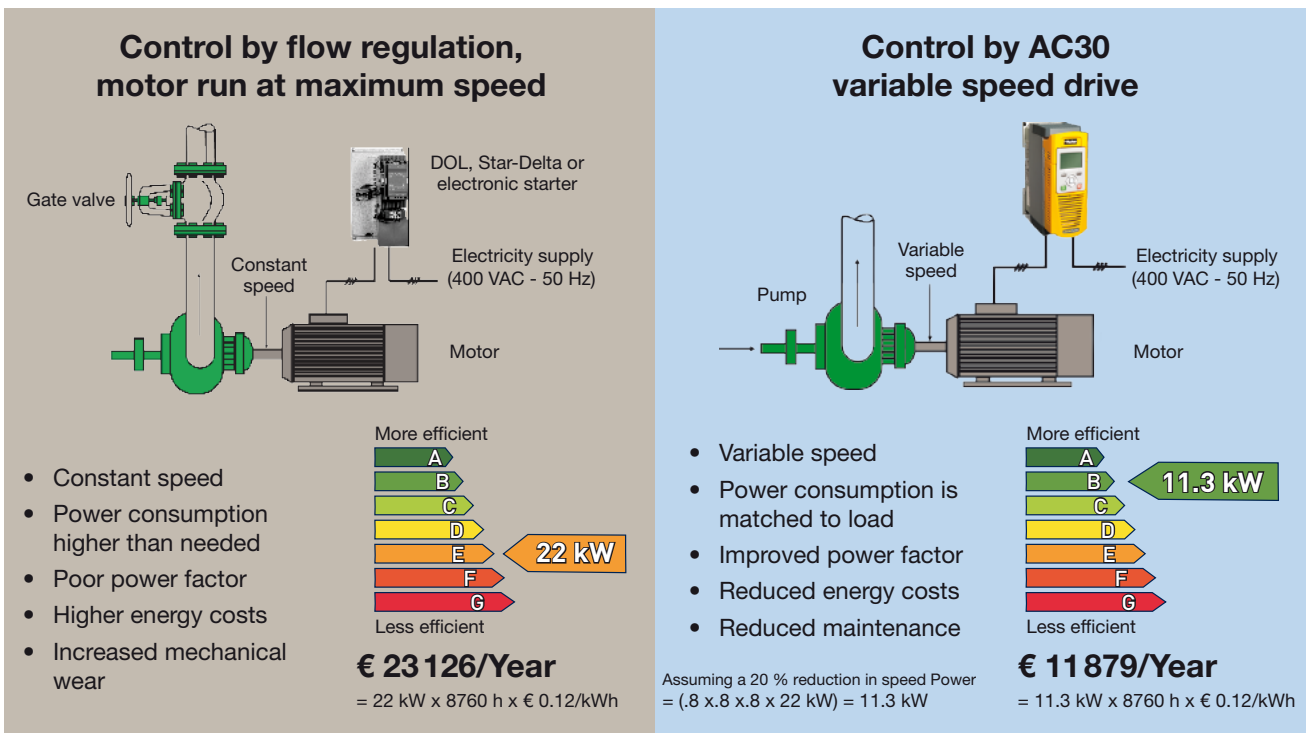
Speed control = Savings

- Up to 50 % energy savings
- Improved power factor
- Reduced maintenance
- Quieter operation
- Increased service life
- Reduced carbon footprint

Improved power factor and service life

Pumps and fans that continuously operate at maximum speed inevitably have shorter life spans and are subject to unnecessary wear and tear. Variable speed drives can help improve service life while also reducing energy consumption and improving the power factor of your installations.

In addition to the cut in energy costs, you'll also see significant savings with maintenance and repair bills and a noticeable reduction in noise pollution as well.



Total annual energy saving = € 11 247

Designed to put you in control of your energy savings

AC30 is supplied complete with a raft of features designed to simplify pump and fan control. In addition to quick setup, dedicated pump and fan macros, there are a number of other features dedicated to energy-saving pump and fan control such as:

Automatic belt breakage detection

Interactive monitoring of the running conditions of a fan allows AC30 to detect a breakage in the drive belt between the fan and motor, stop the motor and indicate an alarm condition.

Catching a spinning load - "fly-catching"

The fan control algorithms enable the AC30 to detect when a fan is free-wheeling and to regain control of it before running it at the commanded speed.

PID Control

Multiple PID control loops can be programmed to monitor process variables and adjust the speed of the motor accordingly to achieve the required variable setpoint.

Intelligent pump profiles

Our advanced intelligent pump control algorithms monitor motor loads and provides users with a number of features designed specifically for pump control applications, such as:

- Pump dry running protection
- Flow detection (low and no-flow)
- Blocked pump detection

Essential services (Fire mode)

Selected via digital input, Fire mode will cause the drive to run continuously at the maximum programmed speed ignoring all other control signals and alarm conditions.

Energy optimisation

Under constant speed conditions, the motor power waveforms from the drive are optimised to reduce motor energy consumption without compromising performance.

Skip frequencies

Up to 4 speed and frequency bands can be programmed in the AC30, to enable resonant points on the fan to be avoided, reducing vibration, wear and noise.

Timed run function

10 daily start/stop events can be programmed with different running speeds across a 7 day period. This function requires the optional Real Time Clock (RTC) module and is ideally suited to applications where regular operating patterns or periods of activity need to be accommodated, such as in a production environment.

Process Timers


Multiple hours-run timers can be programmed to generate text alerts on the drive keypad to coincide with process maintenance intervals.



Engineered for any motor

In addition to the energy-saving associated with VSD control of pumps and fans. Additional energy saving can be achieved by using permanent magnet (PMAC) servo motors. AC30 offers effective and affordable control of either AC induction motors or PMAC motors.

PMAC motors are up to 10% more efficient and 75% smaller than standard AC induction motors



Closed-loop operation

An optional pulse encoder feedback module can be added to the AC30 for applications requiring more accurate speed or torque control of AC induction motors



Application Macros

Making use of pre-defined control logic, application macros enables users to quickly configure the AC30 for control of one of a number of pre-defined functions. Information is presented to the user in a template format which can then be simply and easily populated with the specific details of the application. This removes the complexity of designing the application logic from scratch.

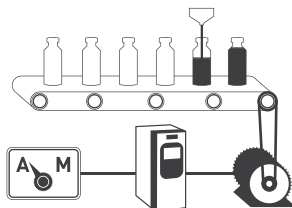
Basic Speed Control

Set speed and voltage or current with start / stop direction control




Automatic/Manual Control

Set to run with local speed setting or external reference



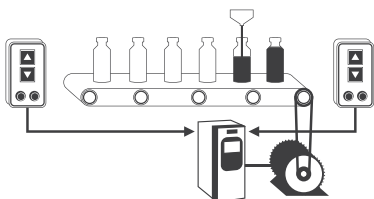
Preset Speed Control

Select up to 8 pre-programmed speeds using digital inputs



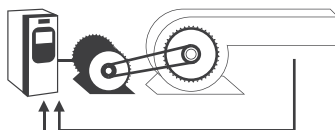
Raise / Lower

Increase or reduce speed using digital inputs



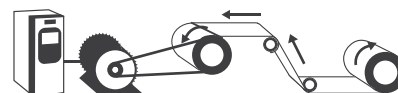
PID Control

Control the pressure, flow, temperature or any process variable



Torque Control

Control the motor torque limit using an analogue input




Fan Control

Dedicated fan control with specific fan functionality



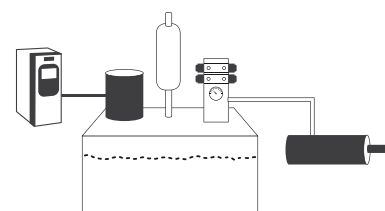
Pump Control

Dedicated pump control with specific pump functionality



Hydraulic Pump Applications

Efficient control of hydraulic pump applications, including accumulator charging, pressure control, flow control



Parker Drive Developer - IEC61131-3 PLC Functionality

For applications requiring more flexibility or control than offered by the pre-defined applications included in the drive, users have the ability to create their own control logic. The integrated IEC61131 functionality can be accessed and programmed with the advanced Codesys based Parker Drive Developer (PDD) software tool. For more details, contact your local sales office.

Applications

With over 30 years experience of designing and building AC and DC drives and systems, Parker has a wealth of expertise in a host of different industries. The AC30 has been built on this experience and incorporates many flexible and innovative features, making it ideally suited for use in many industrial and commercial applications. Additional communications, expanded I/O and pulse encoder feedback option modules extend the capabilities of the AC30 still further, making it an extremely flexible and capable solution for all types of open- and closed-loop motor control requirements.



Industrial Pump Control




Industrial Fan Control



Conveyor Control



Air Compressor Control



Machine Spindle



Hydraulic Pump Control

Technical Characteristics

Power Ratings

Order Code	Normal Duty Ratings			Heavy Duty Ratings			Frame
	kW/HP	Output Current A_{rms}		kW/HP	Output Current A_{rms}		
		400 VAC	480 VAC		400 VAC	480 VAC	
380-480 (± 10 %) VAC Supplies Three Phase							
31V-4D0004-B...	1.1/1.5	3.5	3.0	0.75/1	2.5	2.1	D
31V-4D0005-B...	1.5/2	4.5	3.4	1.1/1.5	3.5	3.0	D
31V-4D0006-B...	2.2/3	5.5	4.8	1.5/2	4.5	3.4	D
31V-4D0008-B...	3/4	7.5	5.8	2.2/3	5.5	4.8	D
31V-4D0010-B...	4/5	10	7.6	3/4	7.5	5.8	D
31V-4D0012-B...	5.5/7.5	12	11	4/5	10	7.6	D
31V-4E0016-B...	7.5/10	16	14	5.5/7.5	12	11	E
31V-4E0023-B...	11/15	23	21	7.5/10	16	14	E
31V-4F0032-B...	15/20	32	27	11/15	23	21	F
31V-4F0038-B...	18/25	38	36	15/20	32	27	F
31V-4G0045-B...	22/30	45	40	18/25	38	36	G
31V-4G0060-B...	30/40	60	52	22/30	45	40	G
31V-4G0073-B...	37/50	73	65	30/40	60	52	G
31V-4H0087-B...	45/60	87	77	37/50	73	65	H
31V-4H0105-B...	55/75	105	96	45/60	87	77	H
31V-4H0145-B...	75/100	145	124	55/75	105	96	H

See Ordering Information for full order codes and description

Electrical Characteristics

Power Supply	400 V Nominal
Rated Input Voltage	3 x 380...480 VAC ±10 %
Input Frequency	45...65 Hz
Maximum Switching Frequency	4 kHz up to maximum of 12 kHz - de-rating may apply
Overload: Heavy Duty	150 % for 60 s - 180 % for 3 s
Overload: Normal Duty	110 % for 60 s - 180 % of HD FLC. for 3 s
Output Frequencies	0...500 Hz at 4 kHz switching frequency 0...1000 Hz at 8 kHz switching frequency 0...1500 Hz at 12 kHz switching frequency
Earth Leakage Current	>10 mA (all models)

Environmental Characteristics

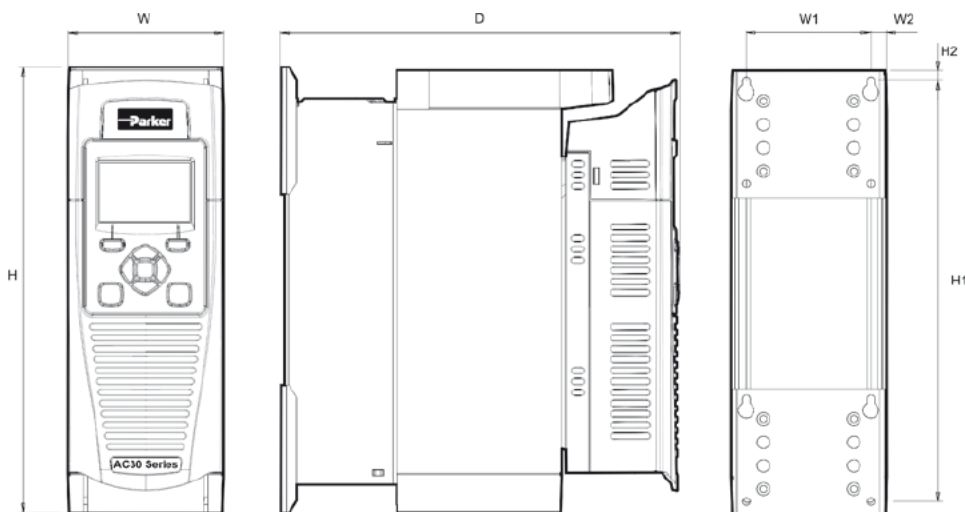
Operating Temperature	0...+40 °C Normal Duty, 0...+45 °C Heavy Duty. Derate up to a maximum of +50 °C
Storage Temperature	-25...+55 °C
Shipping Temperature	-25...+70 °C
Product Enclosure Rating (Cubicle mounted) (Through-panel mounted)	IP20 - remainder of surfaces (Europe) UL (c-UL) Open Type (North America/Canada) IP20 UL (c-UL) Open Type (North America/Canada) IP20 UL (c-UL) Open Type (North America/Canada)
Altitude	1000 m ASL. Derate output by 1 % per 100 m to a maximum of 2000 m
Operating Humidity	Maximum 85 % relative humidity at 40 °C non-condensing
Atmosphere	Non-flammable, non-corrosive and dust free
Climatic Conditions	Class 3k3, as defined by EN60721-3-3
Chemically Active Substances	For the standard product, compliance with EN60271-3-3 is: <ul style="list-style-type: none"> • Both classes 3C3 and 3C4 for Hydrogen Sulphide gas (H₂S) at a concentration of 25 ppm for 1200 hours • Both classes 3C1 (rural) and 3C2 (urban) for all 9 defined substances as defined in table 4
Operating Vibration	Test Fc of EN60068-2-6 10 Hz<=f<=57 Hz sinusoidal 0.075 mm amplitude 57 Hz<=f<=150 Hz sinusoidal 1 g 10 sweep cycles per axis on each of three mutually perpendicular axis

Standards and Conformance

Overvoltage Category	Overvoltage category III (numeral defining an impulse withstand level)
Pollution Degree	Pollution degree II (non-conductive pollution, except for temporary condensation) for control electronics Pollution Degree III (dirty air rating) for through-panel mounted parts
North America/Canada	Complies with the requirements of UL508C and CSA22.2 #14 as an open-type drive
Europe	This product conforms with the Low Voltage Directive 2006/95/EC
EMC Compatibility	CE Marked in accordance with 2004/108/EC (EMC Directive)
RoHS Compliance	This product complies with RoHS substance restrictions in accordance with EC Directive 2011/65/EU

Dimensions

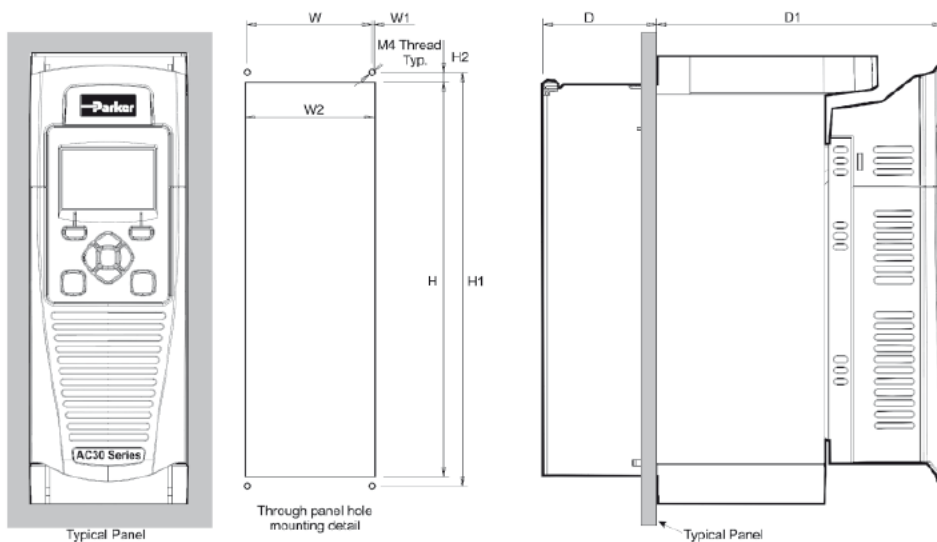
Panel Mounting



Dimensions [mm]

Model	Max. Weight [kg]	H	H1	H2	W	W1	W2	D	Fixings
Frame D	4.5	286.0	270.0	6.5	100.0	80.0	10.0	255.0	Slot 4.5 mm wide. Use M4 fixings
Frame E	6.8	333.0	320.0	6.5	125.0	100.0	12.5	255.0	
Frame F	10.0	383.0	370.0	6.5	150.0	125.0	12.5	255.0	
Frame G	22.3	480.0	465.0	7.25	220	190.0	13.0	287.0	Slot 5.0 mm wide. Use M5 fixings
Frame H	TBA	670.0	650.0	10.0	260.0	220.0	20.0	331.0	

Through Panel Mounting




Dimensions [mm]

Model	H	H1	H2	W	W1	W2	D	D1	Fixings
Frame D	250	262	6	79	1.5	82	72	181	Use M4 fixings
Frame E	297	309	6	104	1	102	72	181	
Frame F	347	359	6	129	1	127	72	181	
Frame G	440	455.8	7.9	195.8	0.4	195	95	190	Use M5 fixings
Frame H	TBA								Use M6 Fixings

Connections

Power connections

Term.	Description
DB+	Dynamic Brake Resistor
DB-	Dynamic Brake Resistor
DC+	DC Link Bus +Ve
DC-	DC Link Bus -Ve
L1	L1 AC Input Supply
L2	L2 AC Input Supply
L3	L3 AC input Supply
M1	Motor Output 1/U
M2	Motor Output 2/V
M3	Motor Output 3/W



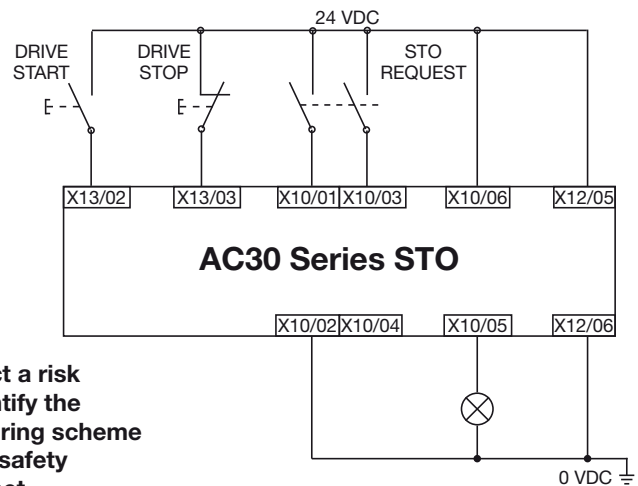
Safe Torque Off (STO)

The AC30 series features Safe Torque Off functionality as standard, offering users protection against unexpected motor start-up in accordance with EN13849-1 at PLe Cat 3 or SIL 3 to EN61800-5-2.

The STO functionality helps protect personnel and machinery by preventing the drive from restarting automatically. It disables the drive pulses and inhibits the power supply to the motor, so that the drive cannot generate any potentially hazardous movement. The state is monitored internally within the drive.

Term.	Label	Description
X10/01	STO A Input	STO Channel A input signal
X10/02	STO Common	Return signals for STO A and STO B
X10/03	STO B Input	STO Channel B input signal
X10/04	STO Common	Return signals for STO A and STO B
X10/05	STATUS A	STO Status Indication
X10/06	STATUS B	STO Status Indication

The example wiring diagram shows the minimum connections required to implement STO with the AC30 series AC drives.



Users must conduct a risk assessment to identify the appropriate STO wiring scheme and ensure that all safety requirements are met.

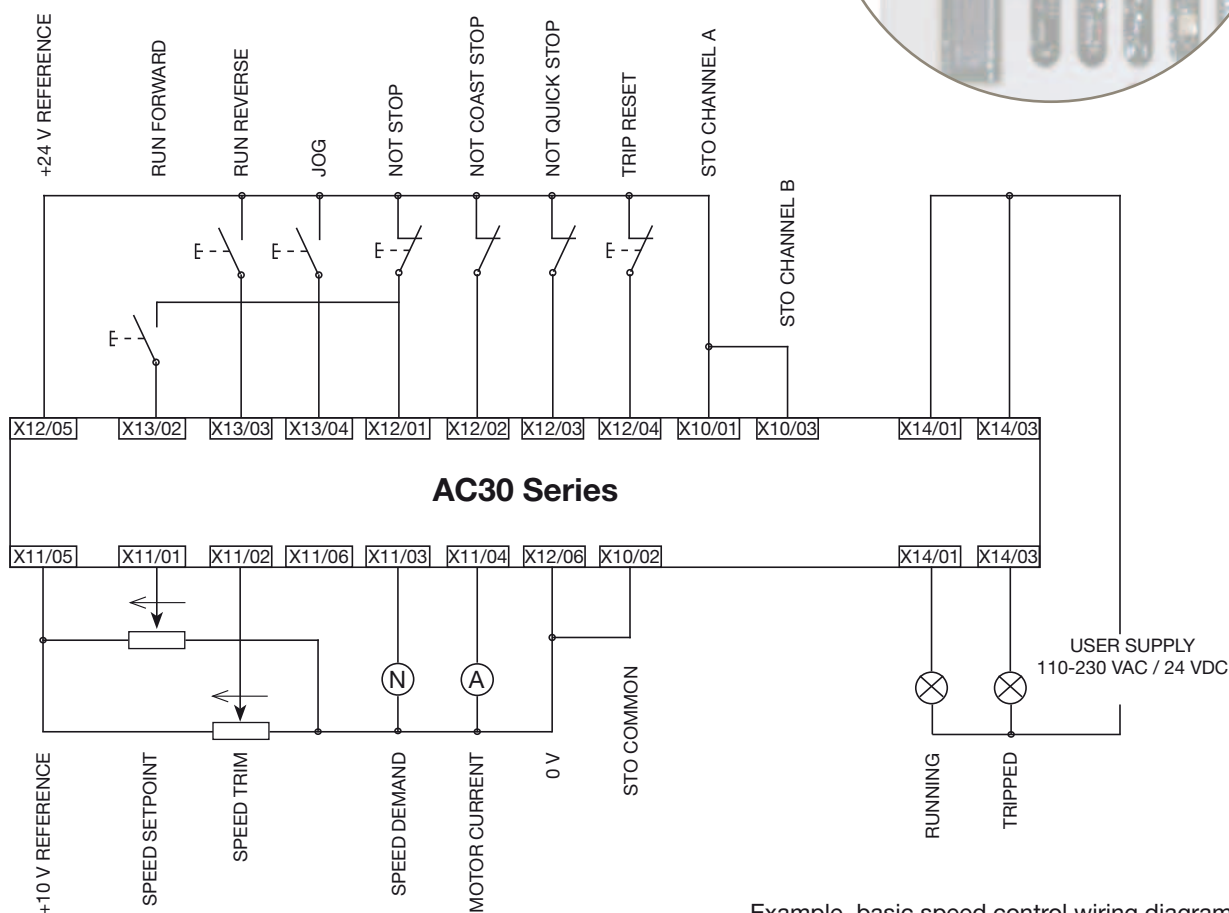



It is the user's responsibility to ensure the safe and correct use of the STO function of the AC30 Series. User's should read and fully understand chapter 6 (Safe Torque Off) of the product user manual. Manual No. HA501718U001

Control wiring connections

Term.	Label
X10/01	STO A Input
X10/02	STO Common Return
X10/03	STO B Input
X10/04	STO Common Return
X10/05	STO Status A
X10/06	STO Status B
X11/01	ANIN 01 Analogue Input (± 10 V, 0-10 V, 0-20 mA, 4-20 mA)
X11/02	ANIN 02 Analogue Input (± 10 V, 0-10 V)
X11/03	ANOUT 01 Analogue Output (± 10 V, 0-10 V)
X11/04	ANOUT 02 Analogue Output (0-10 V, 0-20 mA, 4-20 mA)
X11/05	+10 V Reference
X11/06	-10 V Reference
X12/01	DIGIN04 / DIGOUT 01 Digital In/Out
X12/02	DIGIN05 / DIGOUT 02 Digital In/Out
X12/03	DIGIN06 / DIGOUT 03 Digital In/Out
X12/04	DIGIN07 / DIGOUT 04 Digital In/Out
X12/05	User +24 V Output
X12/06	0 V Common

Term.	Label
X13/01	0V Common
X13/02	DIGIN 1 Digital Input
X13/03	DIGIN 2 Digital Input
X13/04	DIGIN 3 Digital Input
X13/05	+24 V Auxiliary Input
X13/06	0 V Auxiliary Input
X14/01	Relay Output 01 (Contact A)
X14/02	Relay Output 01 (Contact B)
X14/03	Relay Output 02 (Contact A)
X14/04	Relay Output 02 (Contact B)



Example, basic speed control wiring diagram

Accessories and Options

Operator Keypad

Order Code	Description
7001-00-00	IP54 Graphical keypad
7001-01-00	Keypad blanking cover
LA501991U300	Keypad remote mounting kit (3 m cable and screws)

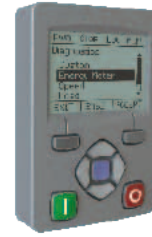
Description:

The backlit LCD graphical keypad can be either mounted locally on the drive or remotely with the use of a remote mounting kit. The keypad has 3 pass code protected user access levels which allows operators, technicians, or engineers to gain access to the relevant level of drive information.

The keypad makes use of a softkey menu system and can be used to set-up and commission the drive, change parameter settings, monitor running status or diagnose warning or alarm conditions.

The keypad can display information in one of the following languages. The display is also capable of displaying a user defined language set as well as a customised set of units.

- English
- German
- Spanish
- French
- Italian
- Customised



7001-00-00



7001-01-00

Data Storage and Cables

Order Code	Description
IF501990	SD card 2GB
CM501989U010	Ethernet cable 1 m
CM501989U011	Ethernet cable 3 m
CM501989U012	Ethernet cable 5 m



IF501990

Mounting and Filter Kits

Order Code	Description
BO501911U001	Frame D through panel mounting gasket
BO501911U002	Frame E through panel mounting gasket
BO501911U003	Frame F through panel mounting gasket
BO501911U004	Frame G through panel mounting gasket
BO501911U005	Frame H through panel mounting gasket
LA501935U001	Frame D C2 environment filter kit
LA501935U002	Frame E C2 environment filter kit
LA501935U003	Frame F C2 environment filter kit
LA501935U004	Frame G C2 environment filter kit
LA501935U005	Frame H C2 environment filter kit



LA501935U001

The environment filter kit consists of a motor cable ferrite core and screening brackets and is required to comply with the requirements of the EMC directive for a C2 environment.

Communication Interfaces

7003-PB-00	PROFIBUS DP-V1 communication interface
Supported Protocols	PROFIBUS-DP; Demand data and Data exchange
Communication Speed	Up to 12 Mbits/s; automatically detected
Max. number of devices	32 per segment, 126 total
Supported Messages	Up to 152 bytes cyclic I/O, 68 bytes class 1 and 2 acyclic data, 152 bytes configuration data. GSD file provided



7003-DN-00	DeviceNet communication interface
Supported Protocols	DeviceNet protocol (slave)
Communication Speed	125, 250, 500 kbits/s or automatically detected
Max. number of devices	64
Supported Messages	Bit strobed I/O, Polled I/O, Cyclic I/O, Change of state, Explicit messaging




7003-CB-00	CANopen communication interface
Profile	DS301 V4.02
Communication Speed	10 k, 20 k, 50 k, 125 k, 250 k, 500 k, 1 Mbits/s or automatically detected
Max. number of devices	127
Supported Messages	SDO, PDO, NMT, SYNC



7003-PN-00	PROFINET I/O communication interface
Supported Protocols	PROFINET I/O Real-Time (RT) Protocol
Communication Speed	100 Mbits/s full duplex
Max. number of devices	Virtually unlimited
Supported Messages	Up to 256 bytes of cyclic I/O in data in each direction



7003-IP-00	Ethernet IP communication interface
Supported Protocols	Ethernet IP
Communication Speed	10/100 Mbits/s full/half duplex
Max. number of devices	Virtually unlimited
Supported Messages	Up to 256 bytes of consumed data and 256 bytes of produced data, CIP parameter object support, Explicit messaging



7003-RS-00	RS485 / Modbus RTU communication interface
Supported Protocols	Modbus RTU
Communication Speed	1200 to 115200 bits/s
Max. number of devices	247
Supported Messages	Up to 256 bytes of cyclic I/O data in each direction



Communication Interfaces

7003-BN-00	BACnet MSTP communication interface
Supported Protocols	BACnet/MSTP
Communication Speed	up to 76.8 kbits/s
Max. number of devices	255
Supported Messages	Real time synchronisation according to DM-T S-B, COV notifications and Alarm/Event functionality



7003-BI-00	BACnet/IP communication interface
Supported Protocols	BACnet/IP
Communication Speed	100 Mbits/s
Max. number of devices	255
Supported Messages	Real time synchronisation according to DM-T S-B, COV notifications and Alarm/Event functionality



7003-CN-00	ControlNet communication interface
Supported Protocols	ControlNet
Communication Speed	5 Mbits/s
Max. number of devices	99
Supported Messages	Polled I/O



7003-EC-00	EtherCAT communication interface
Supported Protocols	CANopen over EtherCAT (CoE) DS301 compliant
Communication Speed	100 Mbits/s
Max. number of devices	65534
Supported Messages	SDO, PDO, NMT, SYNC



7003-IM-00	Ethernet TCP communication interface
Supported Protocols	Modbus/TCP
Communication Speed	10/100 Mbits/s
Max. number of devices	Virtually unlimited
Supported Messages	CIP parameter object support, Explicit messaging



Input and Output Cards

7004-01-00 - General Purpose I/O Module

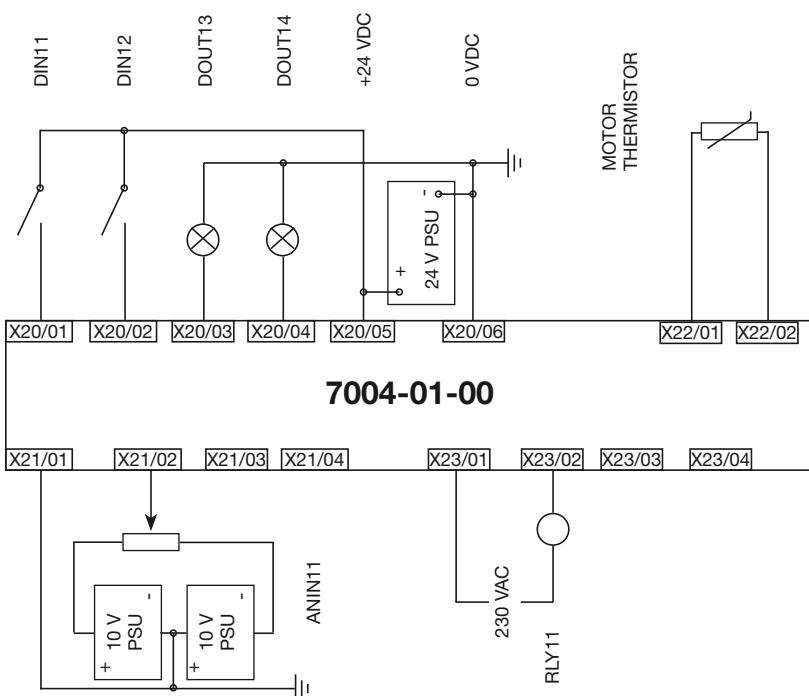
Digital Inputs & Outputs	4x Digital inputs or outputs
Analogue Inputs/Outputs	3x Analogue inputs (± 10 V)
Relay Outputs	2x Volt-free relay outputs (230 VAC)
Motor Thermistor Inputs	1x Motor thermistor input
Real time Clock	Included

Description:

The general purpose I/O (GPIO) option module can be fitted to all AC30V series drives in the upper I/O option module slot. The modules are field-fittable and offer users the opportunity to expand the drives standard I/O capability, allowing more complex motor control solutions to be implemented.



Connection Details:



Example connection details for 7004-01-00 GPIO module

Terminal	Label
X20/01	DIN11/DOUT11
X20/02	DIN12/DOUT12
X20/03	DIN13/DOUT13
X20/04	DIN14/DOUT14
X20/05	+24 VDC
X20/06	0 VDC COMMON
X21/01	REFERENCE
X21/02	ANIN11
X21/03	REFERENCE
X21/04	ANIN12
X22/01	MOTOR THERMISTOR
X22/02	MOTOR THERMISTOR
X23/01	RLY11
X23/02	RLY11
X23/04	RLY12
X23/04	RLY12

7004-02-00 - Motor Thermistor Input Module

Motor Thermistor Inputs	1x Motor thermistor input
Thermistor Compatibility	PTC, NTC, KTY
Thermistor Resistance Range	0...4.5 k Ω

Description:


The Isolated motor thermistor input module provides a means of monitoring motor temperature in order to protect the motor from a potentially damaging high temperature.

By default the drive will trip if the motor exceeds a user-defined temperature threshold thereby preventing motor temperature from rising further.



7004-03-00 - Real Time Clock and Motor Thermistor Input Module

Motor Thermistor Inputs	1x Motor thermistor input
Thermistor Compatibility	PTC, NTC, KTY
Thermistor Resistance Range	0...4.5 kΩ
Time Format	Seconds
Accuracy (drive powered)	±1 minute / month (RTC trim=0)
Accuracy (drive unpowered)	±5 minutes / month (RTC trim=0)
Battery Backup Duration	6 Months



Description:

A real-time clock (RTC) is provided for the user to program the drive to perform functions at specified times. The RTC is battery-backed, so continues to run when the drive is unpowered. The battery recharges when the drive is powered.

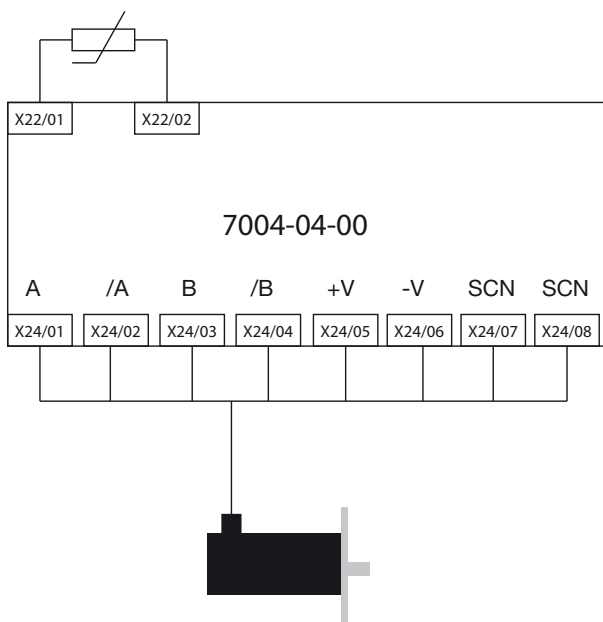
An isolated motor thermistor input is also included in the 7004-03-00 module.

7004-04-00 - Pulse Encoder Feedback Module

Maximum Input Frequency	250 Hz per channel
Supply Voltage Output	5 V, 12 V, 15 V, 24 V
Input Format	Quadrature, or Clock (inputs A & /A) and Direction (input B & /B)
Motor Thermistor Details	As 7004-02-00

Description:

The pulse encoder feedback module allows an incremental encoder to be connected to the AC30 allowing users to take full advantage of the enhanced torque control and speed regulation functionality of the drive. In addition, the 7004-04-00 is also equipped with a single motor thermistor input.



Terminal	Description
X24/01	Channel A
X24/02	Channel /A
X24/03	Channel B
X24/04	Channel /B
X24/05	Supply positive
X24/06	Supply negative
X24/07	Cable screen
X24/08	Cable screen
X22/01	Motor thermistor
X22/02	Motor thermistor

Anciliary Parts

Output Chokes

To reduce capacitive currents and prevent nuisance tripping in installations with longer cable runs, a choke may be fitted to the drives output in series with the motor.

Order Code	Motor Power Normal Duty [kW]	Choke Inductance [mH]	Current [A _{rms}]
CO55931	1.1	2	7.5
	1.5		
	2.2		
	3.0		
CO57283	4.0	0.9	22
	5.5		
	7.5		
CO57284	11	0.45	33
	15		
CO57285	18	0.3	44
CO55193	22	50	70
	30		
CO55253	37	50	99
	45		
CO57960	55	50	243
CO387866	75	50	360



EMC Filters

A range of custom designed optional EMC (Electromagnetic Compatibility) filters are available for use with Parker's range of drive products. They are used to help achieve conformance with the EMC directive BS EN 61800-3:2004- "Adjustable speed electrical power drive systems Part 3".

Order Code	Motor Power Normal Duty [kW]	Frame Size
CO501894	1.1	D
	1.5	D
	2.2	D
	3.0	D
	4.0	D
	5.5	D
	7.5	E
CO501895	11	E
	15	F
	18	F
CO465188U070	22	G
	30	G
	37	G
Contact your local sales office	45	H
	55	H
	75	H



Braking Resistors

These resistor sets are designed for stopping the system at rated power. Rated for 10 seconds in a 100 seconds duty cycle. They are metal-clad resistors and should be mounted on a heatsink (back panel) and covered to prevent injury from burning.



Order Code	Power Rating [W]	Resistance [Ω]	Continuous Current [A]
CZ467717	200	100	1.4
CZ463068	200	56	1.9
CZ467716	500	56	3.0
CZ388396	500	36	3.7

Parker Drive Quicktool (PDQ) Software

Description

PDQ is a programming, monitoring and diagnostic software platform for AC30V series variable speed drives.

Communication between the drive and PC is via the in-built Ethernet port at the top of the drive. The software will automatically detect all AC30V's connected to the Ethernet network.

A number of wizards guide users through every aspect of using the software:

- Setup wizards guide the user through every stage of commissioning a new drive, or reconfiguring an existing drive; from selecting a motor from the supplied database, or entering specific motor data, through to configuring application macro's or control logic to suit your specific application.
- Tuning wizards allow technicians to monitor and adjust drive parameters in either a simple predefined environment or an advanced mode which allows access to every parameter in the drive.



Parker Drive Quicktool is shipped with every drive and can also be downloaded for free from the Parker website. www.parker.com/ssd/pdq

Order Code

	1	2	3	4	5	6	7	8
Order example	31V	4	D	0004	B	F	T10	M00

1 Device Family	31V	AC30 Series complete drive
	710	Power stack only (no control module)
2 Voltage	4	400 V nominal
3 Frame Size and Current Rating		(normal / heavy duty)
	D0004	1.1 kW / 0.75 kW
	D0005	1.5 kW / 1.1 kW
	D0006	2.2 kW / 1.5 kW
	D0008	3 kW / 2.2 kW
	D0010	4 kW / 3 kW
	D0012	5.5 kW / 4 kW
	E0016	7.5 kW / 5.5 kW
	E0023	11 kW / 7.5 kW
	F0032	15 kW / 11 kW
	F0038	18.5 kW / 15 kW
	G0045	22 kW / 18.5 kW
	G0060	30 kW / 22 kW
	G0073	37 kW / 30 kW
	H0087	45 kW / 37 kW
	H0105	55 kW / 45 kW
	H0145	75 kW / 55 kW

4 Brake Switch	B	Brake switch fitted
5 EMC Filter ⁽¹⁾	N	No filter fitted
	E	Category C3 filter fitted
	F	Category C2 filter fitted
6 Graphical Keypad	0	No keypad fitted
	1	Blanking cover fitted
	2	Graphical keypad fitted
7 Environmental Coating ⁽²⁾	S	Standard 3C3 coating
	E	Enhanced coating
8 Special Options	0000	No special options

⁽¹⁾ The choice of filter should be determined by the environment in which the drive will be installed as defined in IEC/EN61800-3 C2 = domestic & commercial, C3 = industrial

⁽²⁾ AC30 is conformally coated as standard for use in environments class 3C3 and 3C4 for Hydrogen Sulphide gas. It is also compliant to both classes 3C1 (rural) and 3C2 (urban) for all nine substances defined in table 4 in EN60271-3-3

Versatile Control Module

It is possible to order the AC30 Series as a separate power stack and versatile control module. This is useful for distributor or MRO spare part stocking.



Versatile Control Module - 30V-...



Order code 710... Power Stack Only

Order Code	Description
30V-2S-0000	Control module with graphical keypad and standard coating
30V-1S-0000	Control module with blanking cover and standard coating
30V-0S-0000	Control module with standard coating and no graphical keypad
30V-2E-0000	Control module with graphical keypad and enhanced coating
30V-1E-0000	Control module with blanking cover and enhanced coating
30V-0E-0000	Control module with enhanced coating and no graphical keypad

Accessories

Graphical Keypad

Order Code	Description
7001-00-00	Graphical keypad for local or remote mounting
7001-01-00	Keypad blanking cover
LA501991U300	Keypad remote mounting kit (3 m cable and screws)

I/O Options

Order Code	Description
7004-01-00	General purpose I/O module
7004-02-00	Motor thermistor input module
7004-03-00	Real time clock and motor thermistor input module

Communication Interfaces

Order Code	Description
7003-PB-00	Profibus DPV1
7003-PN-00	Profinet IO
7003-DN-00	DeviceNet
7003-CN-00	ControlNet
7003-CB-00	CANopen
7003-IP-00	Ethernet IP
7003-IM-00	Ethernet TCP
7003-EC-00	EtherCAT
7003-BI-00	BACnet IP
7003-BN-00	BACnet MSTP
7003-RS-00	RS485/Modbus RTU

Round Frame Three-Phase Induction Motors - MR Series Motor 0.09 kW - 315 kW

Overview

Description


These IE2 efficiency round frame three-phase induction motors are suitable for use with the entire range of Parker variable speed AC drives. Featuring a durable rigid construction, these motors are specially engineered for use in heavy industrial applications. Featuring axial, In-Line force ventilation fan and optional 2048 ppr encoder, the round frame MR Series motor is suitable for general purpose open or closed-loop control applications. For higher dynamic performance, such as that required in printing or test rig applications, the MS series square frame vector motor should be considered.

- **Light aluminium body up to and including 160 frame size. Cast iron construction over 160 frame**
- **IP55 Protection as minimum**
- **Foot, flange, or foot and flange mounting options**
- **Insulation Class F (IEC - EN60034 -1)**
- **Auxiliary cooling fan allowing low-speed operation**
- **3x PTC thermistors embedded in motor stator as standard**
- **Holding brake or brake with hand release (Option)**
- **2048 ppr encoder (Option)**
- **2,4, or 6 poles (Option)**



Technical Characteristics - Overview

Motor type	Round Frame Three-Phase Induction Motor
Power range	0.09 kW ... 315 kW
Speed range	0 – 3000 min ⁻¹
Protection level	IP55
Insulation Class	F (IEC – EN600034 -1)
Feedback	Encoder (optional)
Suitable for drives	AC30V, AC690+, AC890, AC890PX-M



Generous motor terminal box for easy access



Simplified connection with a pre-wired encoder plug

For more details or to order motors, please contact your local sales office

Square Frame Three-Phase Induction Motors - MS Series Motor 0.75 kW - 524 kW

Overview

Description

The MS series family of motors has been specially engineered to be suitable for high dynamic performance when used with a flux vector type controller - AC890 and AC690+. They permit operation in constant power at maximum speed up to 8000 min⁻¹

- **Compact square frame format**
- **Same frame dimensions as DC motors of similar power rating**
- **IP23 or IP54 protection**
- **Auxiliary cooling fan allows low-speed, high-torque operation**
- **High overload capability**
- **Higher operating speeds**
- **360 V (Contact your local sales office for details)**
- **PTC thermister (option)**
- **IP55 protection (option)**
- **Insulated bearings (option)**
- **Encoder or resolver feedback (option)**



Technical Characteristics - Overview

Motor type	Square Frame Three-Phase Induction Motor
Power range	0.75 kW ... 524 kW
Speed range	0 ... 8000 min ⁻¹
Protection level	IP23 or IP54
Feedback	Encoder or resolver (optional)
Suitable for drives	AC30V, AC690+, AC890, AC890PX-M




MS100



MS133




MS166



MS180



MS225



MS280

For more details or to order motors, please contact your local sales office



Parker's Motion & Control Technologies

At Parker, we're guided by a relentless drive to help our customers become more productive and achieve higher levels of profitability by engineering the best systems for their requirements. It means looking at customer applications from many angles to find new ways to create value. Whatever the motion and control technology need, Parker has the experience, breadth of product and global reach to consistently deliver. No company knows more about motion and control technology than Parker. For further info call 00800 27 27 5374



Aerospace

Key Markets

Aftermarket services
Commercial transports
Engines
General & business aviation
Helicopters
Launch vehicles
Military aircraft
Missiles
Power generation
Regional transports
Unmanned aerial vehicles

Key Products

Control systems & actuation products
Engine systems & components
Fluid conveyance systems & components
Fluid metering, delivery & atomization devices
Fuel systems & components
Fuel tank inerting systems
Hydraulic systems & components
Thermal management
Wheels & brakes



Climate Control

Key Markets

Agriculture
Air conditioning
Construction Machinery
Food & beverage
Industrial machinery
Life sciences
Oil & gas
Precision cooling
Process
Refrigeration
Transportation

Key Products

Accumulators
Advanced actuators
CO₂ controls
Electronic controllers
Filter driers
Hand shut-off valves
Heat exchangers
Hose & fittings
Pressure regulating valves
Refrigerant distributors
Safety relief valves
Smart pumps
Solenoid valves
Thermostatic expansion valves



Electromechanical

Key Markets

Aerospace
Factory automation
Life science & medical
Machine tools
Packaging machinery
Paper machinery
Plastics machinery & converting
Primary metals
Semiconductor & electronics
Textile
Wire & cable

Key Products

AC/DC drives & systems
Electric actuators, gantry robots & slides
Electrohydraulic actuation systems
Electromechanical actuation systems
Human machine interface
Linear motors
Stepper motors, servo motors, drives & controls
Structural extrusions



Filtration

Key Markets

Aerospace
Food & beverage
Industrial plant & equipment
Life sciences
Marine
Mobile equipment
Oil & gas
Power generation & renewable energy
Process
Transportation
Water Purification

Key Products

Analytical gas generators
Compressed air filters & dryers
Engine air, coolant, fuel & oil filtration systems
Fluid condition monitoring systems
Hydraulic & lubrication filters
Hydrogen, nitrogen & zero air generators
Instrumentation filters
Membrane & fiber filters
Microfiltration
Sterile air filtration
Water desalination & purification filters & systems



Fluid & Gas Handling

Key Markets

Aerial lift
Agriculture
Bulk chemical handling
Construction machinery
Food & beverage
Fuel & gas delivery
Industrial machinery
Life sciences
Marine
Mining
Mobile
Oil & gas
Renewable energy
Transportation

Key Products

Check valves
Connectors for low pressure fluid conveyance
Deep sea umbilicals
Diagnostic equipment
Hose couplings
Industrial hose
Mooring systems & power cables
PTFE hose & tubing
Quick couplings
Rubber & thermoplastic hose
Tube fittings & adapters
Tubing & plastic fittings



Hydraulics

Key Markets

Aerial lift
Agriculture
Alternative energy
Construction machinery
Forestry
Industrial machinery
Machine tools
Marine
Material handling
Mining
Oil & gas
Power generation
Refuse vehicles
Renewable energy
Truck hydraulics
Turf equipment

Key Products

Accumulators
Cartridge valves
Electrohydraulic actuators
Human machine interfaces
Hybrid drives
Hydraulic cylinders
Hydraulic motors & pumps
Hydraulic systems
Hydraulic valves & controls
Hydrostatic steering
Integrated hydraulic circuits
Power take-offs
Power units
Rotary actuators
Sensors



Pneumatics

Key Markets

Aerospace
Conveyor & material handling
Factory automation
Life science & medical
Machine tools
Packaging machinery
Transportation & automotive

Key Products

Air preparation
Brass fittings & valves
Manifolds
Pneumatic accessories
Pneumatic actuators & grippers
Pneumatic valves & controls
Quick disconnects
Rotary actuators
Rubber & thermoplastic hose & couplings
Structural extrusions
Thermoplastic tubing & fittings
Vacuum generators, cups & sensors



Process Control

Key Markets

Alternative fuels
Biopharmaceuticals
Chemical & refining
Food & beverage
Marine & shipbuilding
Medical & dental
Microelectronics
Nuclear Power
Offshore oil exploration
Oil & gas
Pharmaceuticals
Power generation
Pulp & paper
Steel
Water/wastewater

Key Products

Analytical Instruments
Analytical sample conditioning products & systems
Chemical injection fittings & valves
Fluoropolymer chemical delivery fittings, valves & pumps
High purity gas delivery fittings, valves, regulators & digital flow controllers
Industrial mass flow meters/controllers
Permanent no-weld tube fittings
Precision industrial regulators & flow controllers
Process control double block & bleeds
Process control fittings, valves, regulators & manifold valves



Sealing & Shielding

Key Markets

Aerospace
Chemical processing
Consumer
Fluid power
General industrial
Information technology
Life sciences
Microelectronics
Military
Oil & gas
Power generation
Renewable energy
Telecommunications
Transportation

Key Products

Dynamic seals
Elastomeric o-rings
Electro-medical instrument design & assembly
EMI shielding
Extruded & precision-cut, fabricated elastomeric seals
High temperature metal seals
Homogeneous & inserted elastomeric shapes
Medical device fabrication & assembly
Metal & plastic retained composite seals
Shielded optical windows
Silicone tubing & extrusions
Thermal management
Vibration dampening

Parker Worldwide

Europe, Middle East, Africa

AE – United Arab Emirates, Dubai
Tel: +971 4 8127100
parker.me@parker.com

AT – Austria, Wiener Neustadt
Tel: +43 (0)2622 23501-0
parker.austria@parker.com

AT – Eastern Europe, Wiener Neustadt
Tel: +43 (0)2622 23501 900
parker.easteurope@parker.com

AZ – Azerbaijan, Baku
Tel: +994 50 2233 458
parker.azerbaijan@parker.com

BE/LU – Belgium, Nivelles
Tel: +32 (0)67 280 900
parker.belgium@parker.com

BG – Bulgaria, Sofia
Tel: +359 2 980 1344
parker.bulgaria@parker.com

BY – Belarus, Minsk
Tel: +375 17 209 9399
parker.belarus@parker.com

CH – Switzerland, Etoy
Tel: +41 (0)21 821 87 00
parker.switzerland@parker.com

CZ – Czech Republic, Klecany
Tel: +420 284 083 111
parker.czechrepublic@parker.com

DE – Germany, Kaarst
Tel: +49 (0)2131 4016 0
parker.germany@parker.com

DK – Denmark, Ballerup
Tel: +45 43 56 04 00
parker.denmark@parker.com

ES – Spain, Madrid
Tel: +34 902 330 001
parker.spain@parker.com

FI – Finland, Vantaa
Tel: +358 (0)20 753 2500
parker.finland@parker.com

FR – France, Contamine s/Arve
Tel: +33 (0)4 50 25 80 25
parker.france@parker.com

GR – Greece, Athens
Tel: +30 210 933 6450
parker.greece@parker.com

HU – Hungary, Budaörs
Tel: +36 23 885 470
parker.hungary@parker.com

IE – Ireland, Dublin
Tel: +353 (0)1 466 6370
parker.ireland@parker.com

IT – Italy, Corsico (MI)
Tel: +39 02 45 19 21
parker.italy@parker.com

KZ – Kazakhstan, Almaty
Tel: +7 7273 561 000
parker.easteurope@parker.com

NL – The Netherlands, Oldenzaal
Tel: +31 (0)541 585 000
parker.nl@parker.com

NO – Norway, Asker
Tel: +47 66 75 34 00
parker.norway@parker.com

PL – Poland, Warsaw
Tel: +48 (0)22 573 24 00
parker.poland@parker.com

PT – Portugal, Leca da Palmeira
Tel: +351 22 999 7360
parker.portugal@parker.com

RO – Romania, Bucharest
Tel: +40 21 252 1382
parker.romania@parker.com

RU – Russia, Moscow
Tel: +7 495 645-2156
parker.russia@parker.com

SE – Sweden, Spånga
Tel: +46 (0)8 59 79 50 00
parker.sweden@parker.com

SK – Slovakia, Banská Bystrica
Tel: +421 484 162 252
parker.slovakia@parker.com

SL – Slovenia, Novo Mesto
Tel: +386 7 337 6650
parker.slovenia@parker.com

TR – Turkey, Istanbul
Tel: +90 216 4997081
parker.turkey@parker.com

UA – Ukraine, Kiev
Tel: +380 44 494 2731
parker.ukraine@parker.com

UK – United Kingdom, Warwick
Tel: +44 (0)1926 317 878
parker.uk@parker.com

ZA – South Africa, Kempton Park
Tel: +27 (0)11 961 0700
parker.southafrica@parker.com

North America

CA – Canada, Milton, Ontario
Tel: +1 905 693 3000

US – USA, Cleveland
Tel: +1 216 896 3000

Asia Pacific

AU – Australia, Castle Hill
Tel: +61 (0)2-9634 7777

CN – China, Shanghai
Tel: +86 21 2899 5000

HK – Hong Kong
Tel: +852 2428 8008

IN – India, Mumbai
Tel: +91 22 6513 7081-85

JP – Japan, Tokyo
Tel: +81 (0)3 6408 3901

KR – South Korea, Seoul
Tel: +82 2 559 0400

MY – Malaysia, Shah Alam
Tel: +60 3 7849 0800

NZ – New Zealand, Mt Wellington
Tel: +64 9 574 1744

SG – Singapore
Tel: +65 6887 6300

TH – Thailand, Bangkok
Tel: +662 186 7000-99

TW – Taiwan, Taipei
Tel: +886 2 2298 8987

South America

AR – Argentina, Buenos Aires
Tel: +54 3327 44 4129

BR – Brazil, Sao Jose dos Campos
Tel: +55 800 727 5374

CL – Chile, Santiago
Tel: +56 2 623 1216

MX – Mexico, Toluca
Tel: +52 72 2275 4200



EMEA Product Information Centre

Free phone: 00 800 27 27 5374

(from AT, BE, CH, CZ, DE, DK, EE, ES, FI, FR, IE, IL, IS, IT, LU, MT, NL, NO, PL, PT, RU, SE, SK, UK, ZA)

US Product Information Centre

Toll-free number: 1-800-27 27 537

www.parker.com